

The image features a large, detailed tartan pattern on the left side, consisting of a grid of red, dark blue, and yellow squares. A white curved line separates this pattern from the text on the right.

OSCA Tartan Project Kilt and accessory order form

Last updated: 2 August 2021

Please:

- complete your ordering details on the 4 pages near the end of this document
- return them to John Jeffreys.

If you require any further information or would like to discuss please contact John on 0417 007 007 or jjeff007@bigpond.net.au

Completing your OSCA tartan order



The OSCA tartan being manufactured

The OSCA tartan cloth has now been manufactured and is in Queensland where St Kilda Retail will hand-make a kilt to your measurements. It is now time for you to provide your specific details and complete your order.

As this may be your first kilt we have added the option for you to purchase the appropriate accessories. The prices are considerably reduced and apply only as part of your initial purchase.

So that a level of consistency might be achieved within the OSCA/Scotch community we are suggesting particular items. However, you are free to choose appropriate accessories as you see fit.

If you require any further information or would like to discuss please call
John Jeffreys on 0417 007 007 or email on
jjeff007@bigpond.net.au

OSCA Tartan cloth



The central element of Scottish dress is not just the tartan - but also the tartan design being *made real* in fabric. OSCA is delighted that the OSCA tartan has now been manufactured into cloth, by Loch Carron in Scotland.

The cloth is made from pure new wool at a weight of 16 ounces per yard. Kilts made from fabric of such weight will have a more masculine hang to them and will resist creasing better. The pleats will stay crisper and will last longer. In short it will showcase you the best.

Kilt



Not all kilts are made equal: yours will be made-to-measure from a full eight yards of cloth. This maximises the visual effect of the movement of the pleats.

Your kilt will be ‘pleated to the stripe’. This means that the pleats are formed so that a particular one of the stripes in the tartan runs down the centre of each pleat. This contrasts with the front and sides of the kilt where the full sett (or pattern) of the kilt is shown. This is often called military pleating because it is the style adopted by many military regiments. It is also widely used by pipe bands.

Kilts are made without a hem; hemming the kilt would make it too bulky and cause it to hang and move inelegantly. Instead the bottom of the kilt is made by using the selvage, which is the manufactured edge of the fabric.

OSCA price: \$750

Trews



We reckon the real deal is the kilt – but tartan trews are just as historical* and quintessentially Scottish.

Trews differ from trousers in that they have a wider waistband and the choice of a fishtail back. They are known for sitting much higher on your waist than a regular pair of trousers.

If you're ordering trews made from the OSCA tartan then you'll still need the relevant jacket and waistcoat.

OSCA price: \$390

* Tartan Trews were so identifiably Scottish that they were also included in the infamous Dress Act in 1746. In the aftermath of the Culloden and the Jacobite Rising of 1745, the British Government attempted to quash in future attempts at an uprising by banning all Highland dress in Scotland:

“No Man or Boy, within that part of Great Britain called Scotland, shall wear or put on clothes commonly called Highland Clothes (That is to say) the Plaid, Philabeg, or little Kilt, **Trowse**, Shoulder Belts, or any part whatsoever of what peculiarly belongs to the Highland Garb”

Jacket and waistcoat



There are several types of jacket – principally the Prince Charlie (formal wear) and the Argyll. At your discretion you may choose the former but we are suggesting the latter on the basis that it is more versatile – it suits less-formal occasions but can also be ‘dressed up’ with the waistcoat.

The jackets and waistcoats are tailored in the UK.

Jackets are available in chest sizes 90 cms to 137 cms", in short, regular and long fittings. Please choose your chest and height from the available options. If they don't have your size in stock they will be in touch.

The Traditional Argyll Jacket is supplied with a matching 5-button vest, and features:

- 100% 15oz Barathea Wool
- Thistle Jacquard lining
- Silk Braided epaulettes
- Polished Buttons

OSCA price: \$470

Sporran



The sporran is both visual and practical – in the absence of the kilt having pockets how else are we to store the mobile phone etc?

Sporrans come in many guises but we are recommending a dress sporran – and in particular we suggest the Serpent.

The Serpent is one of St Kilda Retail's most popular Zoomorphic cantles* featuring an antique finish. It is hand-crafted in Glasgow from the finest quality materials. The skin is from the Bovine family and it comes with a leather chain strap.

Many belt sizes for the sporran are available.

OSCA price: \$290

* A cantle is the horse-shoe-shaped metal part of the sporran

Hose and flashes



You'll need to acquire hose rather than rely on socks from your wardrobe. There are choices to suit tastes but we are suggesting a wool-rich kilt-hose* in charcoal colour.

The charcoal wool rich kilt hose from St Kilda Retail is made in the U.K. from 40% wool, 40% acrylic and 20% nylon. Sizes:

Small 4-7

Medium 8-10

Large 11-13

OSCA price: \$37

St Kilda Retail will provide you with garter flashes made from offcuts of the OSCA Tartan, free of charge.

* The kilt-hose is more comfortable than the piper-hose used by pipebands. It has a less bulkier turn-over top.



Sashes for partners



Without doubt the kilt is the epitome of Scottish attire and on the right occasions it's perfect. It's also clearly for males*, which on occasions may create a dilemma; no one likes to be left out. A ready answer is the sash.

St Kilda Retail has agreed that they use the offcut from your kilt to make a sash, at no charge. A sash is made from a long piece of material which is not so easy to make later – so we encourage you to take up the offer. The taller the kilt-wearer the narrower the sash (because less material is unused).

In addition, St Kilda Retail custom-makes sashes from a light-weight (Reiver 10 oz[^].) fabric from a range of tartans. Others are available online, and in due course we hope to manufacture some OSCA tartan in a lighter fabric.

Sashes should be worn across the *right* shoulder and fastened at the opposite hip with a brooch.

OSCA price (for sash from the offcut): included with kilt or trews

* with notable exception for members of pipebands

[^] by comparison our kilt material is 16-ounce

Other clothing requirements



You will also require items that you probably have already:

- White dress shirt (whether formal or business, depending on the occasion or tie)
- Tie. At the OSCA Annual Dinner the OSCA bow tie makes for an excellent choice. However, we are leaving ties all to your discretion.
- Black shoes. Full traditional dress would have us all wearing Ghillie Brogues. We feel, however, that your standard black dress shoe will be fine.
- Kilt belt (for kilt or trews). We believe a belt is optional.

Caring for your investment

Having invested in a kilt you'll want to care for it – so we offer these tips.

- Faithfully protect it from moths
- Never use a kilt pin – which is a self-inflicted moth
- Use a suitable hanger. Kilts are heavy and your existing hangers are bound not to cope. St Kilda Retail has agreed to include a heavy-duty kilt hanger with your order.

If you find that your kilt mysteriously* shrinks in your wardrobe then post it to St Kilda Retail and ask them to adjust it. Within reason that is practicable – more so than with trousers.

Length, however, is a different matter. Measure the length carefully.

OSCA price: nil

* We realise that your diet and lifestyle couldn't possibly be relevant

Measuring up

Please provide your measurements as per the following four slides. Please return all four pages to John Jeffreys.

For kilts a key measurement is length. The kilt comes to the middle of the kneecap, or possibly a smidgeon higher. Any higher or lower and it'll start to look like a skirt.

If you measure the length yourself, or bend over to look, you will end up with a kilt that is too short. There is no hem to be let out ...

As to the waist, this is no time for vanity: make the tape firm but not over-tight, and embrace your waistline for whatever it is.

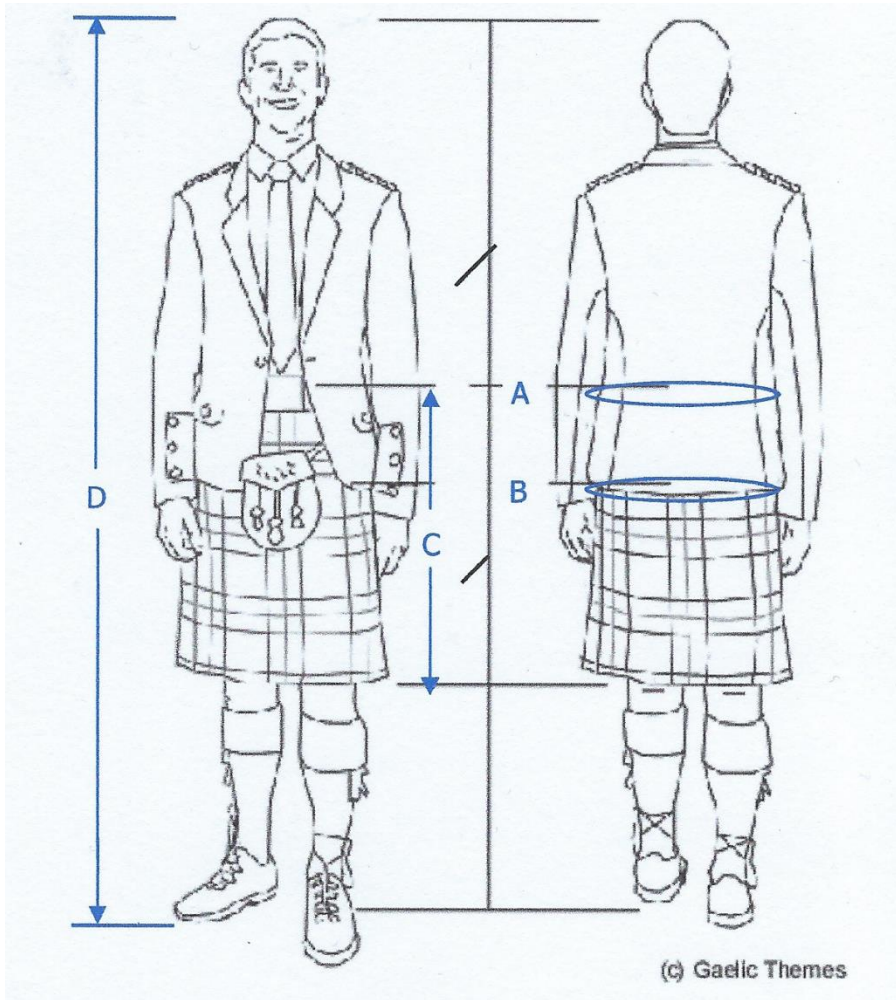
Wearing your new purchase

If you haven't worn a kilt before then allow some time for dressing. Men have been known to develop a new-found respect for how long a partner may sometimes need to prepare for a night out.

In case you're not sure, the pleats go at the back not the front. We've seen the opposite being the source of good-natured mirth.

When sitting down, try to scoop the kilt underneath you so that the pleats are not crumpled every which way.

What a Scotsman wears underneath is a perennial joke but the standard advice is *something*.



A: Waist Measurement

Measure around waist at Navel height. Take measurement firmly, so that Kilt may sit comfortably without falling down.

Cms

B: Seat Measurement

Measure round seat with trousers on at widest point.

Cms

C: Kilt Length

You will need assistance with this measurement. Stand straight with your feet 8" apart. The helper should then measure from your navel straight to mid knee cap, or shorter if desired.

Cms

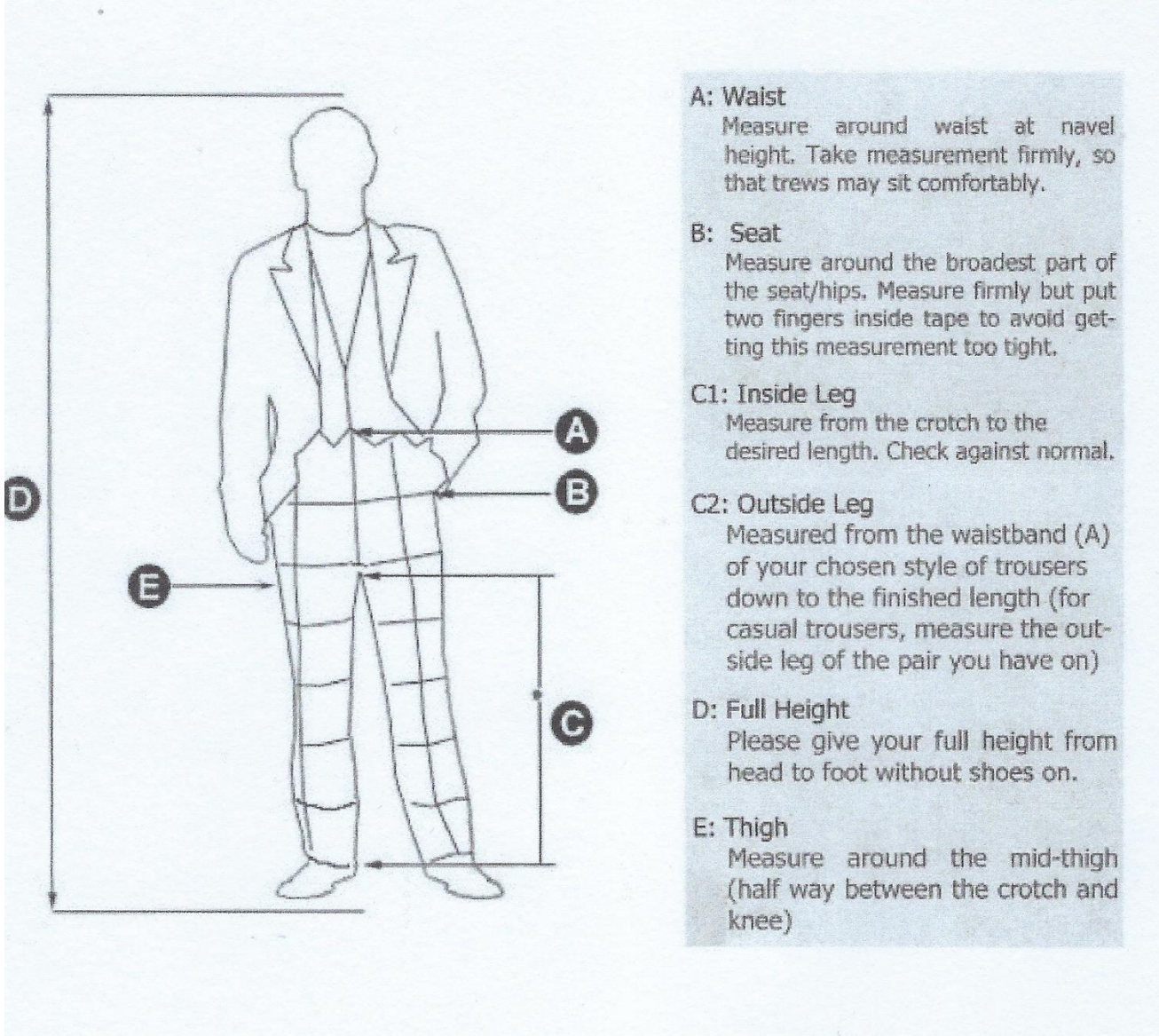
Do not bend over and watch what is happening.

D: Full Height

We will also require your overall height to check that measurements appear correct. Please give your full height from head to foot without shoes on.

Cms

Name:



Trows style: Military high waisted

A Waist:cms

B Seat:cms

C1 Inside Leg:cms

C2 Outside leg:cms

D Full Height:cms

E Thigh:cms

Trows will be made with 2 slant front pockets and 1 rear hip pocket

Name

Accessory order form

Jacket and waist coat: Chest Measurement: cm

Height:cm

Sporran (includes sporran belt): Select belt size required. This should be your waist measurement plus 6 cms.

Small (up to 80 cm)

Medium (81 – 91 cm)

Large (93 – 97 cm)

XL (108 – 119 cm)

XXL (120 cm plus)

Hose (pair) – charcoal – number required (small, medium, or large)

Name

Order Summary

Name: Mobile phone number

Please enter the dollar amounts for the items you are purchasing:

Kilt @ \$750	\$.....
Trews @ \$390	\$.....
Jacket and waistcoat @\$470	\$.....
Sporran @ \$290	\$.....
Hose Charcoal @ \$37	\$.....
Sash and flashes	\$ 0
Total	\$.....

Please enter Visa or Mastercard details to allow OSCA to process payment as above.

Card number..... Expire date..... CCV

Signature.....

Isn't St Kilda in Melbourne?



St Kilda, centuries before it came to designate a VFL/AFL football team (now the Saints), or a kilt-maker in Queensland, was the name of a tiny and remote island in the Atlantic Ocean to the west of Scotland.

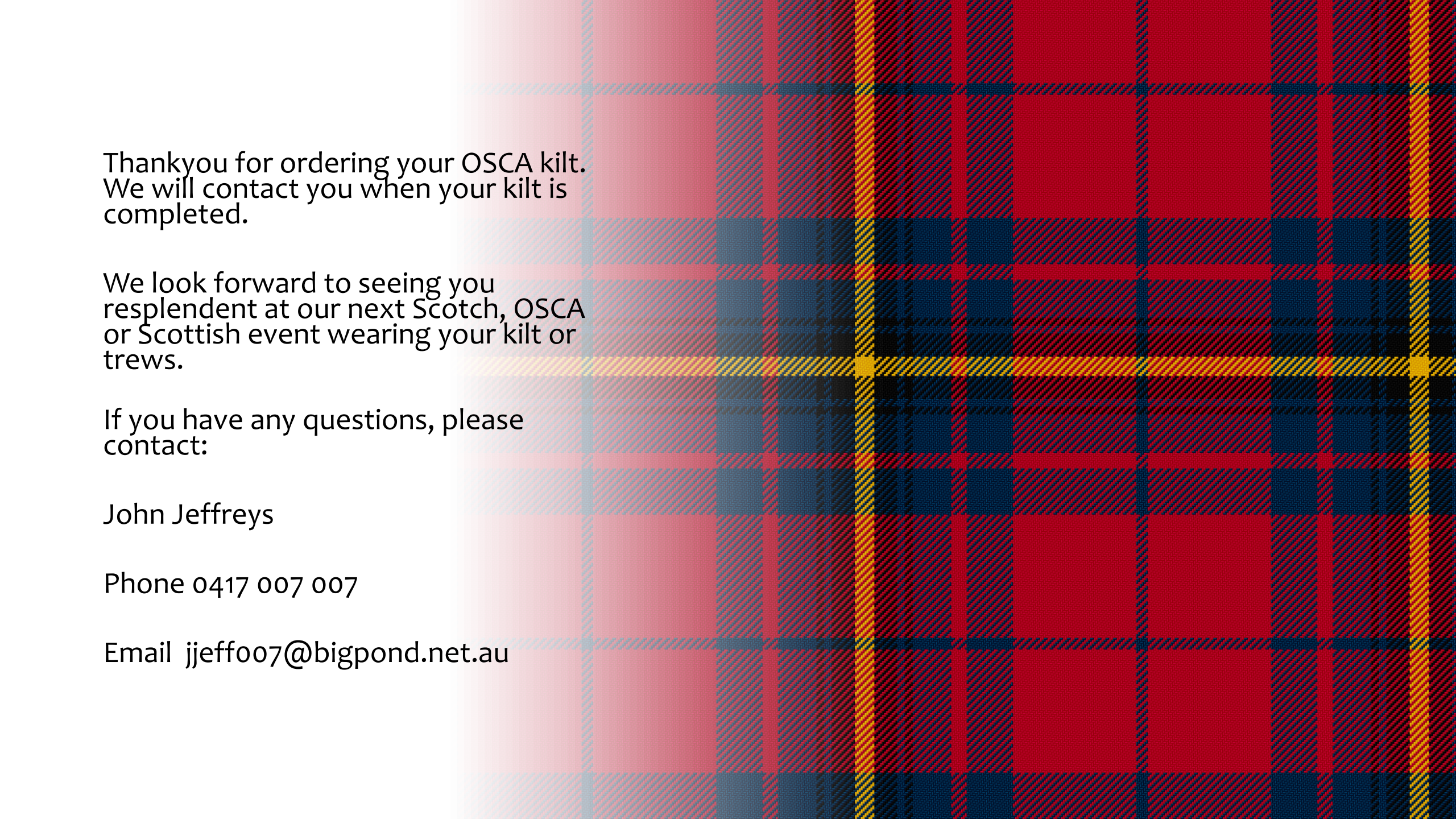
In Scottish Gaelic they say *mach a Hiort*, which means 'go to St Kilda'. Idiomatically it means get out of my sight, to the most remote place, as far away from me as possible. St Kilda has been regarded as the edge of the world.

The islands are spectacularly beautiful, cold, windy and unreasonably full of seabirds. You can visit by boat ... if you can bear the seasickness.

The human population never exceeded 200 and no one has lived there since the last inhabitants left in 1930.

But back to kilt-making in Australia. St Kilda Retail, or All Things Tartan, has the franchise from St Kilda Retail in Scotland, and has been hand-making kilts in outer Brisbane for some decades. For many years they have been making Gordon-tartan kilts for the School.

We commend them too you.



Thankyou for ordering your OSCA kilt.
We will contact you when your kilt is
completed.

We look forward to seeing you
resplendent at our next Scotch, OSCA
or Scottish event wearing your kilt or
trews.

If you have any questions, please
contact:

John Jeffreys

Phone 0417 007 007

Email jjeff007@bigpond.net.au